



Consolidated Financial Statements

For the Period Ended 30 September 2008

INTERIM CONSOLIDATED INCOME STATEMENT
For the nine months ended 30 September 2008

INTERIM CONSOLIDATED BALANCE SHEET
At 30 September 2008

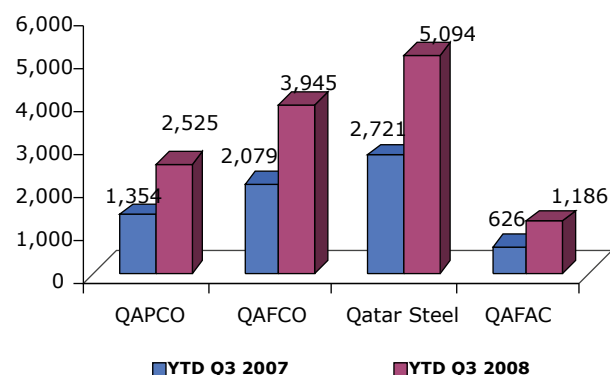
	Nine months ended 30 September			30 September	31 December
	2008	2007		2008	2007
	QR'000	QR'000		QR'000	QR'000
Sales	12,750,477	6,779,981	ASSETS		
Cost of sales	(5,560,240)	(3,259,168)	Non-current assets		
GROSS PROFIT	7,190,237	3,520,813	Property, plant and equipment	9,254,343	7,637,829
Income from associates	228,888	29,820	Investment property	150,993	148,032
Other income	385,537	265,860	Intangible assets	72,550	72,313
Selling expenses	(156,872)	(95,091)	Investment in associates	1,398,331	1,171,186
General and administrative expenses	(393,632)	(266,413)	Available for sale investments	335,206	452,594
Finance costs	(71,261)	(52,888)	Other assets	1,096,074	1,106,770
PROFIT FOR THE PERIOD	7,182,897	3,402,101		12,307,497	10,588,724
Attributable to:			Current assets		
Equity holders of the parent	7,182,015	3,401,465	Inventories	3,196,218	1,373,226
Minority interest	882	636	Accounts receivable and prepayments	2,549,839	1,266,743
	7,182,897	3,402,101	Due from related parties	1,133,311	639,107
			Held for trading investments	154,326	102,868
			Cash and short term deposits	7,892,155	6,171,427
				14,925,849	9,553,371
BASIC AND DILUTED EARNINGS PER SHARE	13.06	6.18	TOTAL ASSETS	27,233,346	20,142,095
			EQUITY AND LIABILITIES		
			Equity		
			Share capital	5,500,000	5,000,000
			Legal reserve	141,309	141,309
			Cumulative changes in fair value	197,412	309,585
			Hedging reserve	(115,808)	(103,412)
			Retained earnings	13,001,572	5,819,558
			Proposed dividends / Bonus issue	-	2,500,000
				18,724,485	13,667,040
			Equity attributable to the parent	18,724,485	13,667,040
			Minority interest	10,803	11,046
				18,735,288	13,678,086
			Non-current liabilities		
			Term loans	3,762,344	2,357,967
			Employees' end of service benefits	177,734	153,740
			Interest rate swaps	115,808	103,412
				4,055,886	2,615,119
			Current liabilities		
			Accounts payable and accruals	2,457,804	2,019,388
			Due to related parties	873,579	745,683
			Term loans	1,110,789	1,083,819
				4,442,172	3,848,890
			Total liabilities	8,498,058	6,464,009
			TOTAL EQUITY AND LIABILITIES	27,233,346	20,142,095

(Expressed as QR per share)

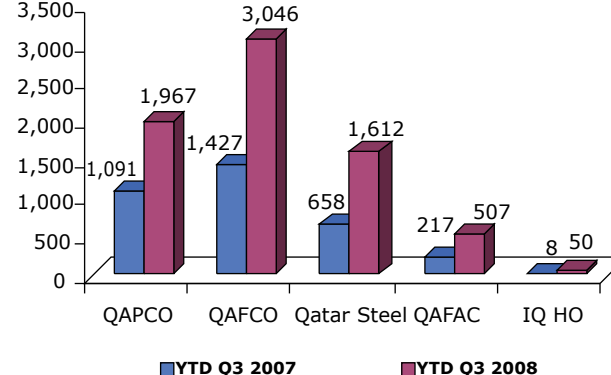
Yousef Hussain Kamal
Minister of Economy and Finance
Vice Chairman

Abdulla Bin Hamad Al- Attiyah
Deputy Premier
and Minister of Energy and Industry
Chairman and Managing Director

TOTAL SALES BY OPERATING COMPANY
IQ Share (QR Million)



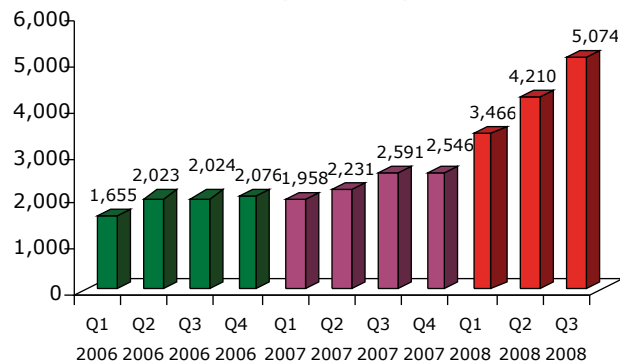
NET PROFIT BY OPERATING COMPANY
IQ Share (QR Million)



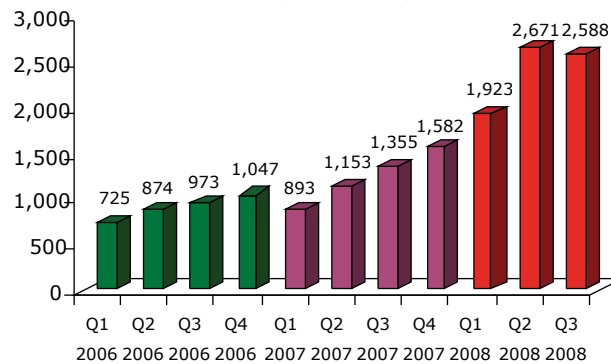
IQ TOTAL ASSETS
(QR Million)



IQ QUARTERLY TOTAL SAL
(QR Million)



IQ QUARTERLY NET PROFIT
(QR Million)



IQ OWNER'S EQUITY
(QR Million)

